

60 YEN TO THE DOLLAR



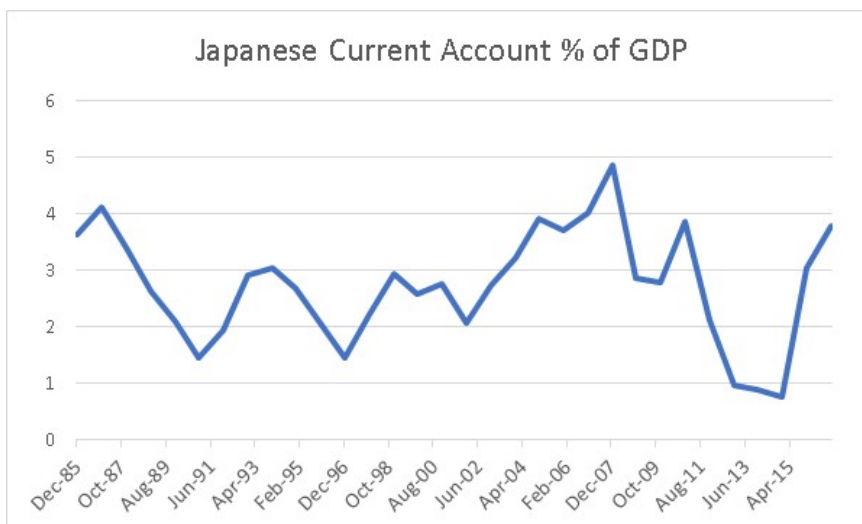
Russell Clark's
Market Views

"A new all time high in the Yen versus the dollar looks likely. On a trade weighted basis the Yen remains even weaker than it was in 2007, while the private and public sector positioning is even more extreme. Given the record tight spreads on high yield, the only way for the Yen to move is up."

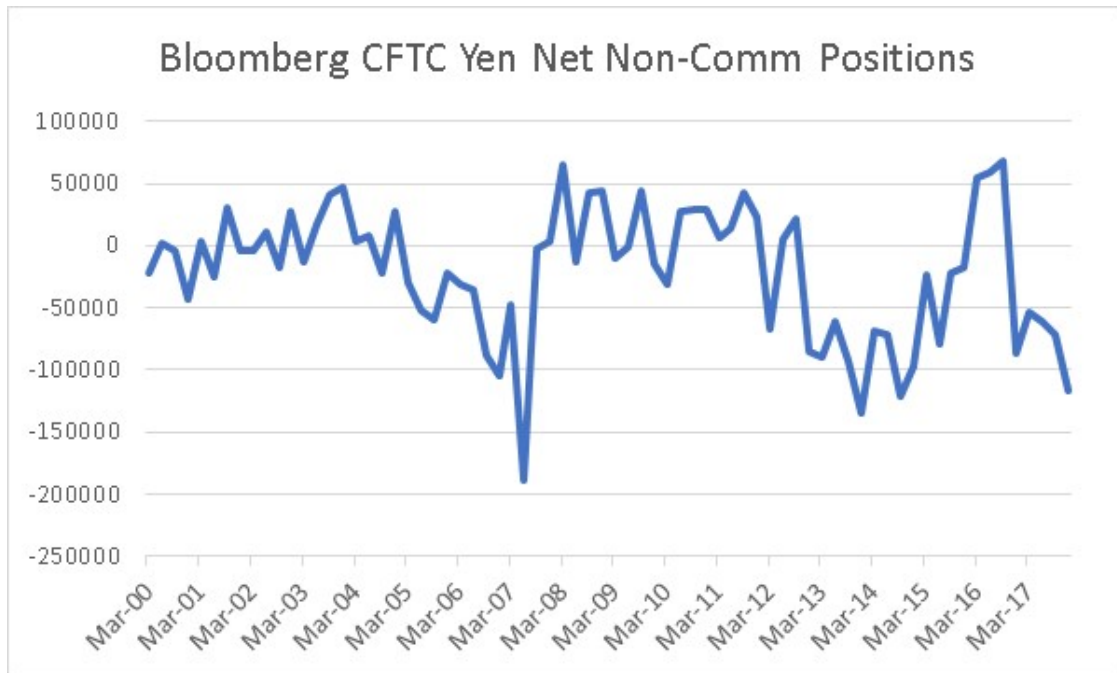
In the 1980's and 90's the Japanese Yen surged in value versus the US dollar. In 1983, you needed 250 Yen to buy a dollar, and at its peak in 1995, you only needed 80 Yen to buy a dollar. Over the past two decades, Japan has traded in large range between 150 and 75 Yen to the dollar.



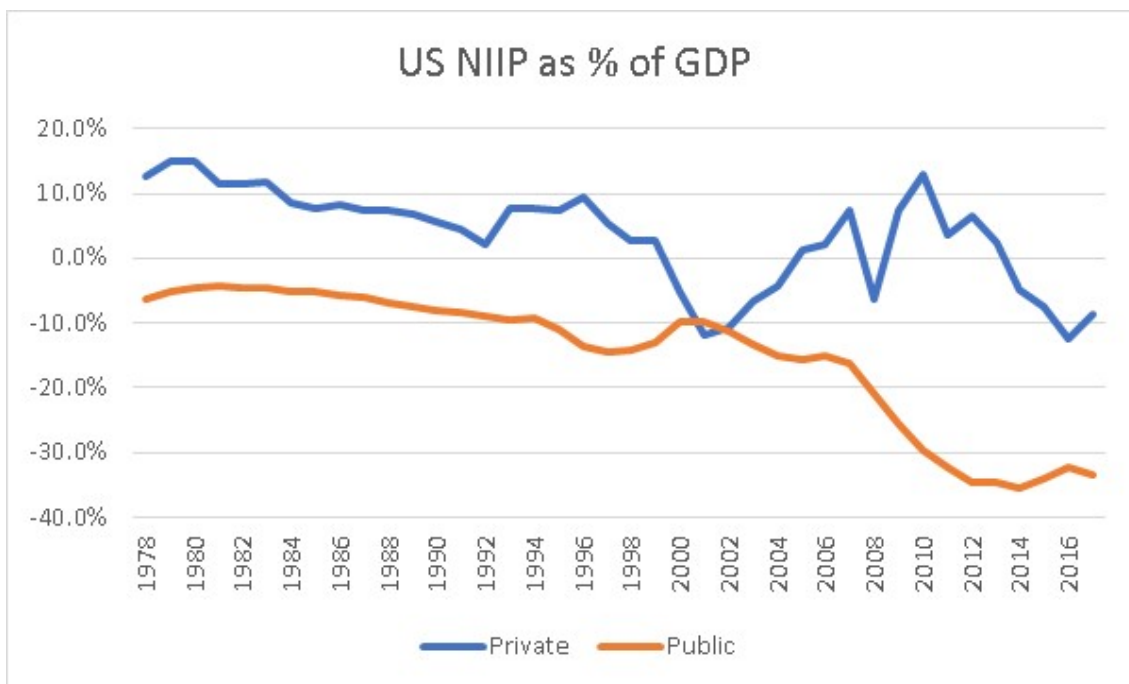
A large part of the Yen bull case in 80s was driven by the large structural current account that Japan ran over the period. Recent numbers have the Japanese current account back to 4% of GDP, a number last seen in 1985 and 2007. In 1985, Yen exchange rate moved from 250 to 125, while 2007 saw the Yen exchange rate move from 120 to 76.



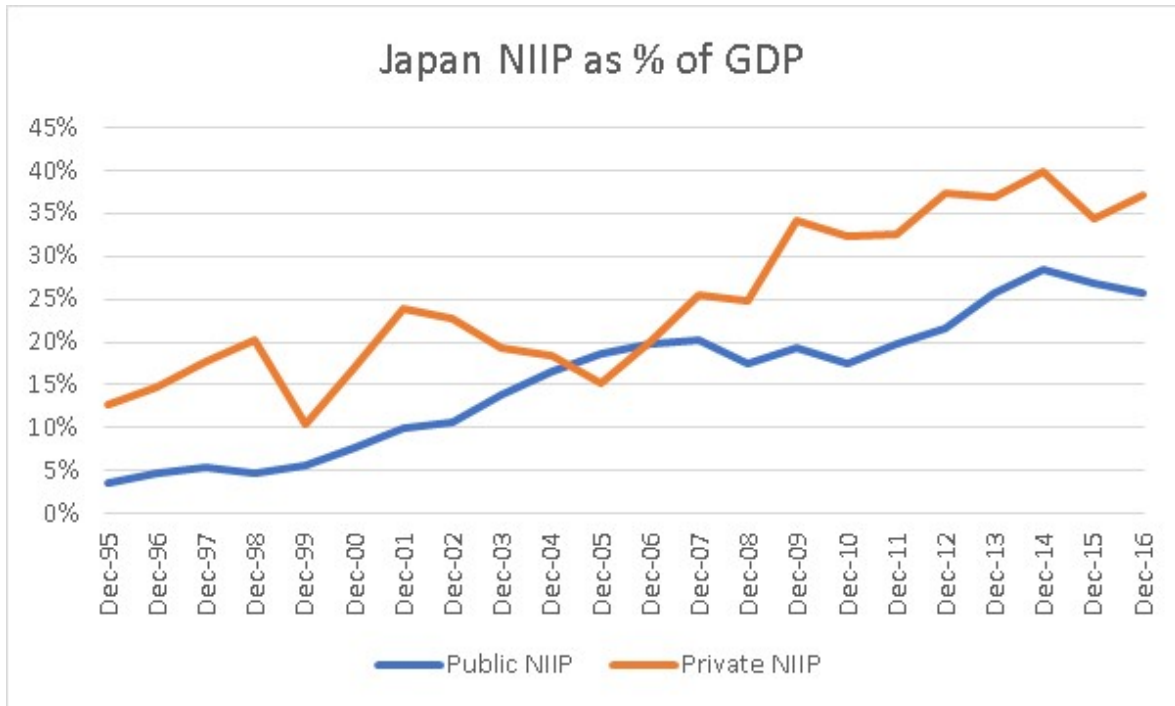
In 1980s Japan began to deregulate capital markets, so US investors could begin to invest in Japanese assets. In 2007, years of very low interest rates had made the Yen the currency of choice for funding carry trades. This can be seen by the extreme position in Bloomberg CFTC data. Recently traders have again renewed their love affair of shorting Yen.



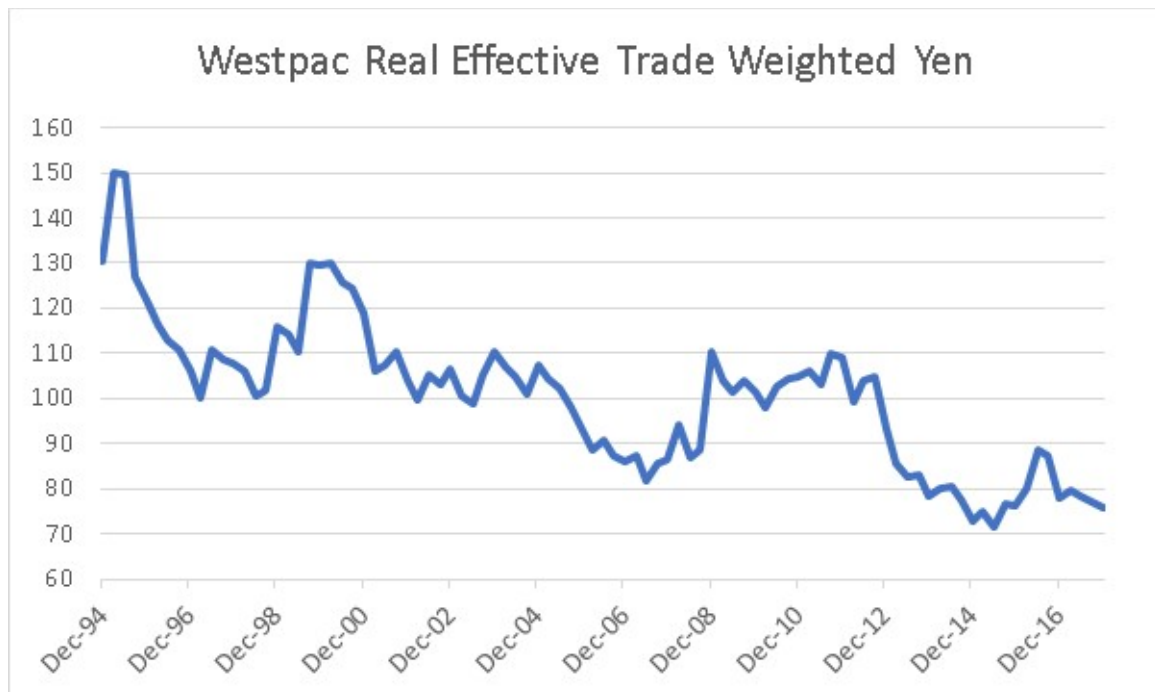
When analysing currencies, I like to look at the Net International Investment position (NIIP). I make an adjustment to the usual NIIP, by adjusting for foreign reserves. Foreign reserves are government to government positions. When we take them out of NIIP calculations we can see how the private sector is positioned. This has a better record in predicting currency weakness than NIIP in my experience. Doing this analysis for the US, we can see that the world has never been longer US public sector assets, and is close to a record on private sector assets. This is calculated by taking the NIIP data from Bureau of Economic Analysis, and foreign treasury holding data from the US treasury.



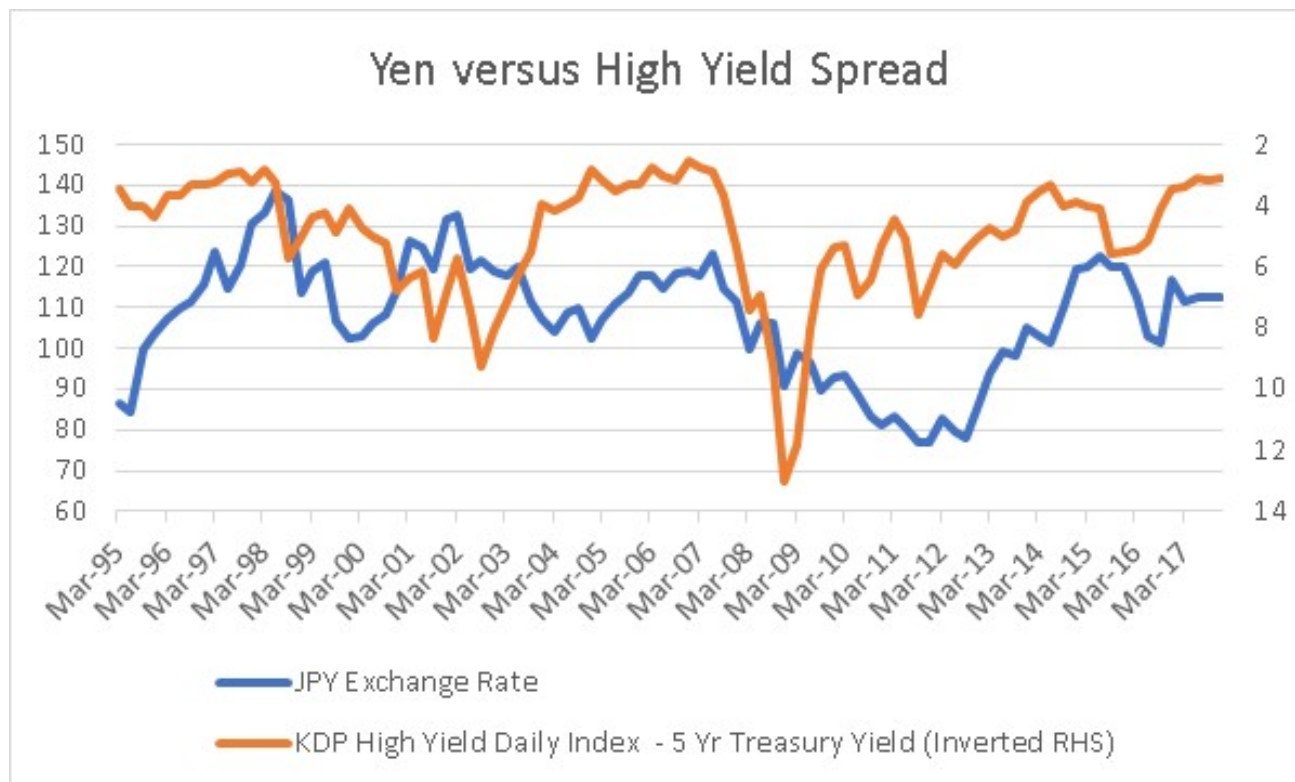
When we do a similar analysis we find that the Japanese have never been longer (or the world shorter) of Japanese assets, both on the private and public NIIP.



Dollar weakness and Yen strength seem likely to me. What makes me think extreme Yen strength is likely is that on a trade weighted basis the Yen remains even weaker than it was in 2007, while the private and public sector positioning is even more extreme.



From a timing perspective, I have found Yen strength seems to coincide with widening of corporate bond spreads in the US. This makes intrinsic sense if you think of the Japanese as the largest providers of capital to the US.



Given the record tight spreads on high yield, the only way for the Yen to move is up, against the dollar. Historical position by traders and investment flows would suggest a 50% move at minimum. In my view a new all time high in the Yen versus the dollar looks likely.

INFORMATION

Issue Date: 22nd January 2018
 Source: Bloomberg, unless otherwise stated
 Investor Relations: Samantha Dunn
 Email: info@russellclarkim.com
 Telephone: +44 (0)20 7838 7580
 Website: www.russellclarkim.com

Business and registered address: Russell Clark Investment Management Limited, 9 Chester Close, London SW1X 7BE, United Kingdom. Registered in England and Wales - Company number: 04034280

DISCLAIMER

This Market View has been prepared and issued by Russell Clark Investment Management Ltd (the "Firm") authorised and regulated by the Financial Conduct Authority. It has been approved as a financial promotion by the Firm and as such is intended for professional clients and eligible counterparties only and is not intended for retail client use. It is not intended for distribution to any country where such distribution or use would be contrary to local law or regulation. This Market View is provided for information purposes only and should not be regarded as an offer to buy or sell any investments or related services that may be referenced herein. No guarantee is made as to the accuracy of the information provided which has been obtained from sources believed to be reliable. The view expressed in this Market View are the views of the portfolio manager at time of publication and may change over time. Nothing in this Market View constitutes investment, legal tax or other advice nor is it to be relied upon in making an investment decision. No recommendation is made positive or otherwise regarding individual securities mentioned herein. Past performance is not indicative of future performance. The price of investments can go up as well as down and can be affected by changes in the rates of exchange. The information contained in this document is strictly confidential and is intended only for the use of the person who has been provided the Market View by the Firm. No part of this Market View may be divulged to any person, distributed, resold and or reproduced without the prior written permission of the Firm. Where "forward looking" information, including estimates, projections and subjective analysis and judgement are provided no representation as to the accuracy of such projections or estimates or that they may be realised. Certain assumptions used in formulating such "forward looking" information may differ materially from actual events or conditions.